



STAY SAFE.

KNOW THE FACTS.

**WHAT PEDESTRIANS, JOGGERS AND BICYCLISTS
NEED TO KNOW ABOUT RAILROAD CROSSINGS.**

KNOW THE FACTS:


IN THE U.S., A PERSON OR VEHICLE IS HIT BY A TRAIN EVERY 3 HOURS.

TRAINS ARE QUIETER AND FASTER THAN YOU THINK – ONLY TRAINS BELONG ON THE TRACKS.

THE AVERAGE FREIGHT TRAIN TRAVELING 55 MILES PER HOUR CAN TAKE A MILE OR MORE TO STOP – THE LENGTH OF 18 FOOTBALL FIELDS.

SEE TRACKS? THINK TRAIN!

MAKE SAFE CHOICES:



CROSS LEGALLY AND SAFELY

The only safe and legal place for anyone to cross railroad tracks is at designated crossings. Always obey warning signs and signals. Always look for a train before proceeding.

WAIT, LOOK BOTH WAYS

Always expect a train. Trains may be closer and traveling faster than they appear and can run on any track at any time. Multiple tracks may mean multiple trains. **Ensure you can clearly see down the tracks in both directions before proceeding.** AVOID crossing while lights are flashing or gates are down. Never try to beat a train.

AVOID GETTING STUCK

Before crossing, be sure there is space on the other side to completely clear the tracks. Trains overhang tracks. **When driving leave at least 15 feet between the front and rear of your vehicle and the nearest rail.** Avoid shifting gears while crossing.

GET OUT! GET AWAY! FIND THE BLUE AND WHITE SIGN

If your vehicle gets stuck or stalls at a crossing, get everyone out and far away immediately, even if you do not see a train. Call the number on the Blue and White Emergency Notification System (ENS) sign and share the crossing ID number with the dispatcher. No sign? Dial 911.



KNOW THE SIGNS AND SIGNALS:

MULTIPLE TRACKS

Multiple tracks are present. Multiple tracks may mean multiple trains. Wait until you can see clearly down the tracks in both directions before proceeding.

LOWERING GATES AND FLASHING RED LIGHTS

A train is approaching (even if you don't see it yet). Do not proceed until lights turn off and gates go up. It is illegal and dangerous to go around lowered gates.

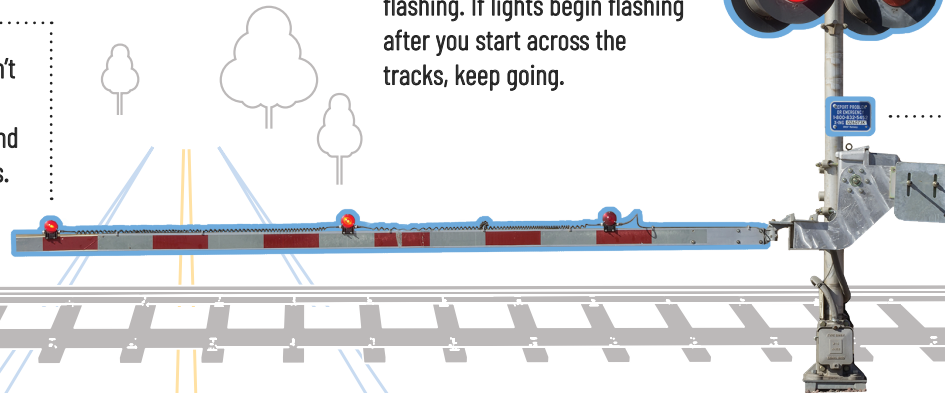
CROSSBUCK

YIELD if a train is approaching. Trains always have the right-of-way.



FLASHING RED LIGHTS

STOP when flashing. DO NOT proceed until lights stop flashing. If lights begin flashing after you start across the tracks, keep going.



EMERGENCY NOTIFICATION SYSTEM (ENS)

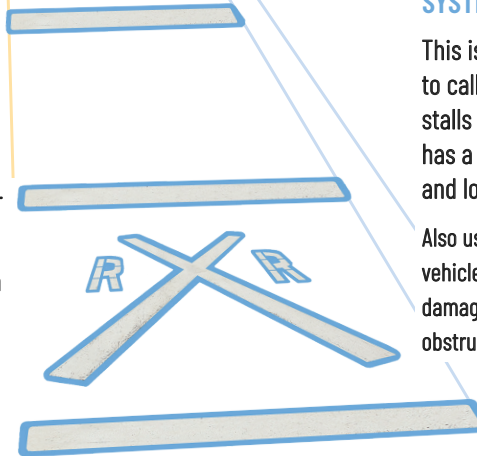
This is the first phone number to call if a vehicle is stuck or stalls on the tracks. NOTE: Each sign has a different phone number and location ID number.

Also use the ENS to report people, vehicles or debris on the tracks, damaged signs or signals and obstructed views.



PAVEMENT MARKINGS

RxR and a wide white line on the roadway mean you are approaching a railroad crossing. Stay behind the white stop line while waiting for a train to pass. No stop line? Stop at least 15 feet from the nearest rail.



LOW GROUND CLEARANCE CROSSING

Raised crossing ahead. If you drive anything low to the ground — like a lowboy, bus, truck, sports car or trailer — you are at risk of getting hung up on the tracks. Do not proceed until you know your vehicle will clear the tracks.

ADVANCE WARNING

Slow down, look, listen and be prepared to stop. Typically, this is the first sign you see when approaching a railroad crossing.



WHEN WALKING, JOGGING OR RIDING THROUGH RAILROAD CROSSINGS, IT'S IMPORTANT TO KNOW WHAT TO DO WHEN YOU SEE RAILROAD SIGNS AND SIGNALS.

STAY ALERT AT PLACES WHERE THE ROADWAY CROSSES TRAIN TRACKS.

KNOW THE LAW

NEVER walk, jog or bike on railroad tracks, bridges and tunnels. Never try to cross on, under or climb through a stopped train. Railroad tracks, trestles, yards and equipment are private property and being on them is trespassing. It's illegal. You can lose your life or be seriously injured, fined or arrested.



HELP STOP TRACK TRAGEDIES

Know the facts.
Make good decisions.
Share the message.

OLI.ORG

FOLLOW US ON SOCIAL | (800) 537-6224

Copyright © 2021 Operation Lifesaver, Inc. All rights reserved.

FOLLOW THESE TIPS

- 1 **Always expect a train.** Trains are quieter and faster than you think, can run on any track, at any time, from either direction and do not run on schedules.
- 2 **Walking on or beside railroad tracks is illegal.**
- 3 **The only safe place to cross tracks is at designated public crossings with a crossbuck, flashing red lights or a gate.** Crossing anywhere else is illegal.
- 4 **Crossing tracks on a bike, with a stroller, in a wheelchair, or on other narrow wheels requires caution and extra attention.** Plan ahead when choosing a route. When possible, walk, don't ride across the tracks. Cyclists, walk your bike across train tracks at a 90 degree angle. If in a wheelchair, consider getting assistance or taking an alternate route.
- 5 **Never pass flashing lights or go around lowered gates.** Always wait until lights have stopped flashing and gates are completely raised.
- 6 **Wait to cross until you can see clearly in both directions.** Multiple tracks may mean multiple trains.
- 7 **Stay off railroad bridges and trestles. Stay out of railroad tunnels.** There is ONLY ROOM for the train.
- 8 **Trains, tracks and railroad yards are NOT playgrounds.** Never climb on, under or through railroad cars. Never jump on or off a train while it's moving.

