

STAY SAFE.

KNOW THE FACTS.

WHAT EVERYONE NEEDS
TO KNOW ABOUT
TRANSIT SAFETY



**OPERATION
LIFESAVER®**

Rail Safety Education

KNOW THE FACTS:

IN THE U.S., A PERSON OR VEHICLE IS HIT BY A TRAIN EVERY 3 HOURS.

TRAINS ARE QUIETER AND FASTER THAN YOU THINK — ONLY TRAINS BELONG ON THE TRACKS.

RAIL TRANSIT CAN REACH SPEEDS OVER 100 MPH.

TRAINS CAN RUN ON ANY TRACK, AT ANY TIME, FROM EITHER DIRECTION.

TRAINS CANNOT SWERVE.

MAKE SAFE CHOICES:



STAND BACK

Observe the pavement markings. **Stand back from the platform, behind the painted or raised markings.** Trains overhang tracks. Never run or ride scooters, skateboards or bicycles in a station.

BE AWARE OF HIGH VOLTAGE

Never walk next to or in between the rails. High voltage electrical power can run underground on a third rail or above trains.



STAY OFF THE TRACKS

If you drop an item on the tracks, **do not attempt to retrieve it.** Notify transit personnel.

CROSS LEGALLY AND SAFELY

Cross only at designated crossings. Observe signs, signals and pavement markings. Always look for a train.

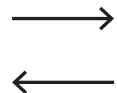


SEE TRACKS? THINK TRAIN!®

Remain alert for oncoming trains on station platforms and while driving or walking. Listen and watch for pedestrian and traffic signals.

WAIT, LOOK BOTH WAYS

Always expect a train. Trains are closer and faster than they appear. Multiple tracks may mean multiple trains. Look for additional trains on adjacent tracks.



KNOW THE SIGNS AND SIGNALS

WHEN DRIVING ACROSS A RAIL

MULTIPLE TRACKS

Multiple tracks are present. Multiple tracks may mean multiple trains. Wait until you can see clearly down the tracks in both directions before proceeding.

LOWERING GATES AND FLASHING RED LIGHTS

A train is approaching (even if you don't see it yet). Do not proceed until lights turn off and gates go up. It is illegal and dangerous to go around lowered gates.

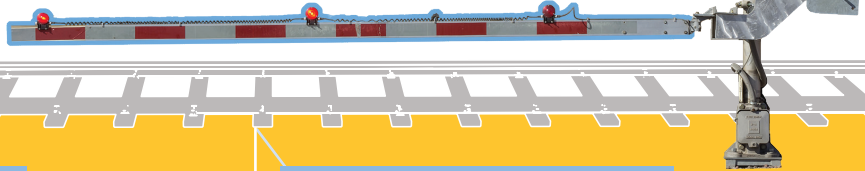
CROSSBUCK

YIELD if a train is approaching. Trains always have the right-of-way.



FLASHING RED LIGHTS

STOP when flashing. DO NOT proceed until lights stop flashing. If lights begin flashing after you start across the tracks, keep going.



WHEN DRIVING NEAR LIGHT RAIL



LIGHT RAIL APPROACH SIGN

When lit, train is approaching (even if you don't see it).



TRACKS

Never park or stop on railroad tracks.

HIGH VOLTAGE WIRES

High voltage wires are always dangerous. Always stay away!

WHEN INSIDE A TRANSIT STATION



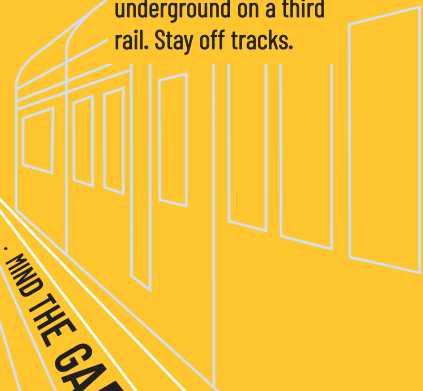
HIGH VOLTAGE SIGN

High voltage power runs underground on a third rail. Stay off tracks.

WATCH YOUR STEP

Mind the gap when getting on and off the train.

MIND THE GAP



WHEN TRAVELLING BY COMMUTER TRAIN, STREETCAR, SUBWAY OR LIGHT RAIL, KNOW HOW TO STAY SAFE.

GETTING ON AND OFF THE TRAIN

- **Stay back from the platform.** Avoid running or riding in stations or on platforms.
- Wait until the train stops to approach the door. **Let others exit** before you board.
- **Mind the gap** – watch your step when entering and exiting the train.
- **Remain seated while the train is in motion;** if standing, hold the handholds or handrails.
- **Hold children's hand** on the platform, while boarding and exiting. Talk with them about rail safety.
- **Look both ways** for oncoming trains.
- **Never climb, sit, stand, walk or ride** between or at the end of train cars.

LIGHT RAIL



STREETCAR




DRIVING, BIKING, EXERCISING AROUND

RAIL TRANSIT

TRANSIT SYSTEMS OFTEN SHARE THE ROADWAYS WITH US. HERE'S HOW TO "STAY OFF! STAY AWAY! STAY SAFE!"

- **ONLY cross tracks at designated crossings.** Anywhere else is dangerous and illegal.
- Lowered gates, flashing lights and ringing bells tell you a train is approaching. **Never drive or walk around lowered crossing gates.**
- Stay a safe distance from rail transit. **Never walk, run, or exercise on tracks.**
- **Observe all warning signs, traffic and railroad signals and pavement markings,** when sharing a lane with rail transit.
- **Never leave** your vehicle on the tracks.
- **Leave at least a car length** or more between your vehicle and transit when sharing a lane.
- **If your vehicle won't fit, don't commit!** Ensure your vehicle will completely clear the tracks without stopping.
- **Park within the pavement markings.** Leave enough room for transit to pass.
- **Always look** for approaching transit.

SUBWAY



COMMUTER



ABOUT OPERATION LIFESAVER:

OPERATION LIFESAVER IS A MISSION DRIVEN RAIL SAFETY EDUCATION NON-PROFIT POWERED BY DEDICATED PEOPLE. OUR GOAL IS TO END COLLISIONS, DEATHS AND INJURIES ON AND AROUND RAILROAD TRACKS AND TRAINS.

- **Free in-person and virtual safety presentations** across the U.S.
- **eLearning programs** for professional drivers, first responders and school bus drivers.
- **Visit oli.org** to schedule a presentation, find safety materials, become a volunteer and share public awareness campaigns, videos and more.

HELP STOP TRACK TRAGEDIES

Know the facts.
Make good decisions.
Share the message.

OLI.ORG

FOLLOW US ON SOCIAL

(800) 537-6224



OPERATION LIFESAVER®

Rail Safety Education